



Installation of Clarity software on a webserver

Q: What permissions do I need to set on my webserver so that the Clarity programs are well protected, but can do the updating that they need to?

What permissions do I need on a webserver?

Windows: The only user that you need to set permissions for is the Internet Guest Account, called IUSR_XXX, as this controls all access through the webserver.

If you have installed to a /Clarity folder, set the following permissions:

/Clarity – set Everyone to read

/Clarity/Database – set IUSR_XXX to Full Control (if you are running with Access)

/Clarity/Content/Authorplus – set IUSR_XXX to Full Control (if you have Author Plus Pro)

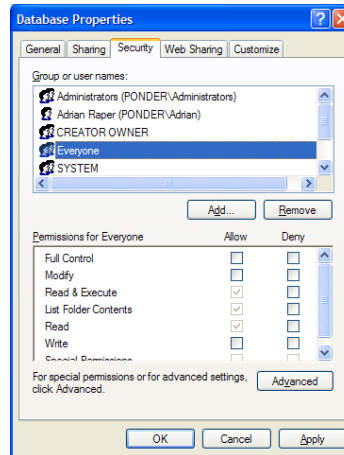
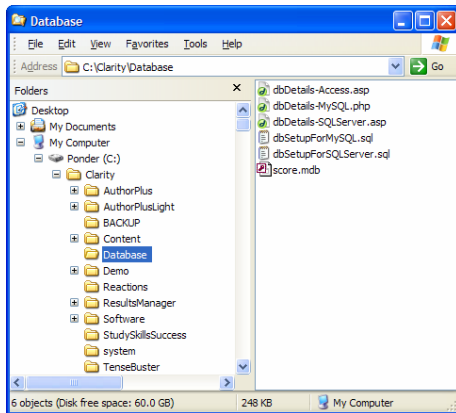
If you don't do this, when you run dbCheck.asp you will see the following message in the report or you will fail to save new exercises in Author Plus.

Write text to user table with UserID=1: failure - -2147467259: Operation must use an updateable query.

Adding permissions for the Internet Guest Account

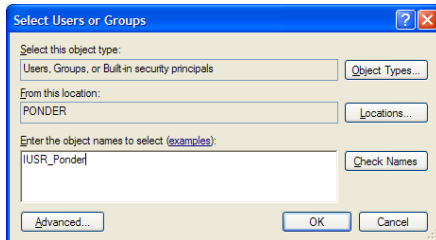
The following details are from Windows XP, Windows 2000 is very similar.

Right-click on the /Database folder and choose Sharing and Security.



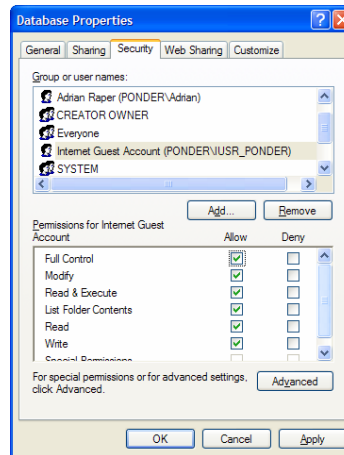
Choose the Security tab (if you don't have one you need to switch off "simple sharing" in you main computer properties).

Click Add.



Type the account name IUSR_XXX (where

xxx is your server name – in this example the server is called Ponder). Click OK.



Back on the list of users, click on IUSR_XXX and in the permissions list choose Full Control.

Click OK until you are back to the beginning.