

## Special Features

### New Puzzle –



You can choose to switch between the two different types of puzzles at any time by selecting this option. The icon can be found at the bottom of the page, or in the menu bar, under **File**.

### Reveal letter/word –



If you encounter difficulties with a word in a Crossword puzzle, you can click this icon and a letter from the word will appear. If you click again the whole word will be revealed. In a Word Search puzzle, the whole word will be shown as you select this option. This icon can be found at the bottom of the page, or in the menu bar, under **Options**.

### Switching word groups –



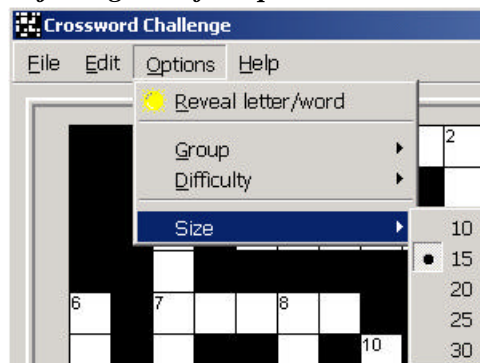
You can choose to switch between the five different word groups at any time by selecting this option. The pull down menu can be found at the bottom of the page, or in the menu bar, under **Options**.

### Adjusting difficulty level –



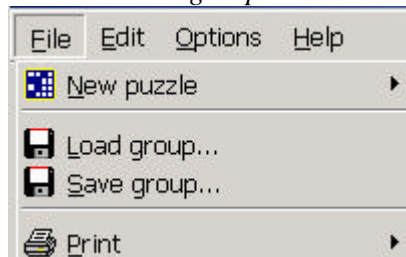
You can adjust the difficulty level of a puzzle at any time by moving the scale at the bottom of the page. The higher the number the more difficult the puzzles are. You can also do the adjustment by selecting **Options**, then **Difficulty** in the menu bar.

### Adjusting size of the puzzles –



You can adjust the size of a puzzle at any time (i.e. the number of words contained in it) by selecting **Options**, then **Size** in the menu bar. The size ranges from 10 – 30 spaces square.

### Print out word groups –



Any word group along with its definitions/hints can be saved onto floppy disc or printed out for later study. Choose **Save Group** or **Print** from the **File** menu.

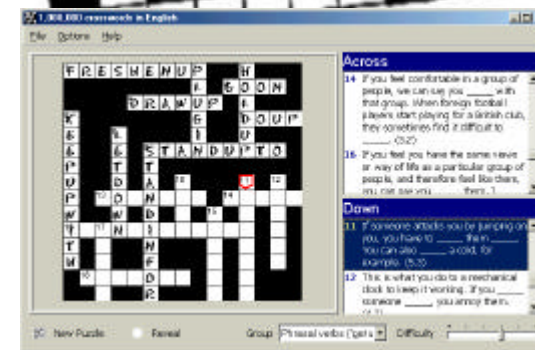
For further information on Self-Access Language Learning, please take a look at the Language Centre resource site for students at <http://www.hkbu.edu.hk/~sall/english/>.

Last updated: Jun 2003

## English Language Learning Software

for Self-Access Use

## Crossword Challenge



Hong Kong Baptist University  
Language Centre

## Coverage

If you want to learn or revise **vocabulary** in a fun way, then this is the software for you. It contains a huge number of computer-generated **Crossword** and **Word Search puzzles**, organised around 5 word groups (e.g. verbs, nouns, idioms) and 6 levels of difficulty (from beginner to advanced). There are some special features in this software, for example you can get hints when you encounter difficulties, you can choose the size of your puzzle, and you can print the puzzles out for home study. See the section on Special Features below for more information.

Doing word puzzles is a popular way of expanding your vocabulary. As you progress you can adjust the level and try puzzles which are more challenging.

## Contents

### *Language Areas*

Nouns  
Verbs  
Adjectives  
Phrasal verbs  
Idioms

### *Types of Puzzles*

Crosswords  
Word Searches

### *Levels*

Level 1 = Beginner  
Level 2 = Elementary  
Level 3 = Lower Intermediate  
Level 4 = Mid Intermediate  
Level 5 = Upper Intermediate  
Level 6 = Advanced

## Useful Information

<b>Level</b>	6 levels, from Beginner to Advanced.
<b>Time required</b>	If you have 20 minutes you should be able to complete one puzzle (depending on the level of difficulty). You can also adjust the number of words in the puzzle to make it easier or more difficult, depending on how much time you have.
<b>Materials required</b>	You can print out copies of the crosswords directly from the computer for home study. You can also save the puzzles, with or without answers; you will need a floppy disk if you want to do this. Both options can be found in the menu bar, under 'file'.